



JOB NAME _____

CONTACT _____

ORDERING CODE _____

ORDERING CODE

LIGHT SOURCE	MLED ² MSG9	Static White LED, 450lm G9 socket
CCT	30K ¹ 35K ¹	3000K 3500K
CRI	90 ¹	90 CRI
SHADE COLOR	890 891	clear black
FINISH	MC ⁴ CH ⁴ BZ ⁴	matte chrome with clear braided cable chrome with clear braided cable bronze with brown braided cable
MOUNTING OPTIONS	P ³ ECOBK ECOWH ECOMC GEOBK GEOWH GEOCMC ZONMC	canopy pendant ECO/HALO black ECO/HALO white ECO/HALO matte chrome GEO black GEO white GEO matte chrome zonyx matte chrome

DAZZLE 1

Canopy, Track SW G9



ORDERING CODE _____

Follow the steps to specify your fixture, example:
MLED - 30K - 90 - 890 - MC - P

- NOTES**
1. CCT and CRI options for MLED only.
 2. For LED info see page 2.
 3. Canopy matches the finish chosen.
 4. Cable info: 22ga Type SVT Cable. 0.120" outer diameter. Rated to 300V & 105°C.

DESCRIPTION

Bruck's European and American Artisan, mouth-blown glass is known throughout the world for its quality and beauty. Several light source options, mounting options, colors and finishes allow for a unique design. Most of Bruck's mini-pendant glass allows for easy screw-on/screw-off for a simple installation or design change. Pendant L70 is 145,000 hours of operation.

HOUSING

The hardware is offered in matte chrome, bronze or chrome finish and seconds as the pendant thermal heatsink.

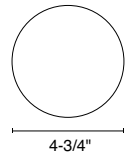
MOUNTING

- The pendant can be mounted from Bruck's field adjustable canopy. The standard overall cable length of 59" can be field-cut or specified when ordering. Overall cable length is measured and begins from top of canopy. See the decorative Junction Box Cover for open ceiling applications.
- Optional track mounting: Global Trac Systems, GEO track, ECO track / Halo® Power track, and Zonyx track. Overall cable length begins at the shoulder of the ECO/GEO adapter and the track center of the Zonyx adapter. Cable length measurement ends at the top of glass or to the mounting arms.
- Kevlar coated cable for easy cleaning, short circuit protection, no discoloration and fraying over time.

LISTINGS

- Listed to UL1598 and UL1574 (Suitable for dry locations only)
- Listed to CSA C22.2 #250.0 and #9.0

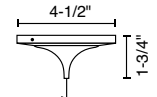
MOUNTING OPTIONS



Dimensions may vary slightly.



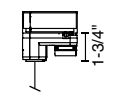
MSG9



MSG9 - P



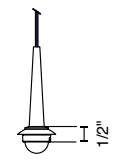
MSG9 - ECO



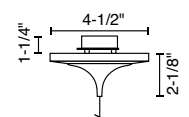
MSG9 - GEO



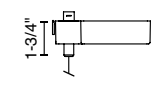
MSG9 - ZONMC



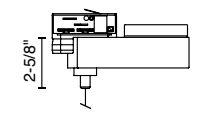
MLED



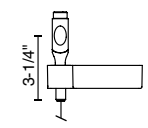
MLED - P



MLED - ECO



MLED - GEO



MLED - ZONMC

LIGHT SOURCE

Light Source	MLED - Static White LED	MSG9 - G9 SOCKET
Performance		
LED	Cree XHP50	lamp dependent
Lumens	450lm	
CCT	3000K or 3500K	
SDCM	2-Step MacAdam Ellipse	
CRI	>90	
Lumen Maintenance	L ₇₀ > 145,000 hours	
Technical Specs		
Socket Listing	<ul style="list-style-type: none"> • Integrated LED module • ETLus Listed to UL1598, and UL1574 (Suitable for dry locations only) • cETL Listed to CSA C22.2 #250.0 and #9.0 	<ul style="list-style-type: none"> • G9 socket • ETLus Listed to UL1598, and UL1574 (Suitable for dry locations only) • cETL Listed to CSA C22.2 #250.0 and #9.0
Mounting		
Canopy	<ul style="list-style-type: none"> • 120-277Vac, 50/60Hz input • 7.0W, 7.5VA • Tri-mode dimming (Triac, ELV and 0-10V) • Mount to 3-1/2" to 4" round J-Box • Short circuit protection • Thermal protection 	<ul style="list-style-type: none"> • 120-277Vac, 50/60Hz input • 40W, 40VA (max 40W lamp) • Dimmable (Incandescent) • Mount to 3-1/2" to 4" round J-Box
Line Voltage Track	<ul style="list-style-type: none"> • 120Vac, 50/60Hz input • 7.0W, 7.5VA • Triac and ELV phase dimming • Connects to line voltage adapter (ECO, GEO, Zonyx) 	<ul style="list-style-type: none"> • 120Vac, 50/60Hz input • 40W, 40VA (max 40W lamp) • Dimmable (Incandescent) • Connects to line voltage adapter (ECO, GEO, Zonyx)
Warranty		
	• 5 year limited fixture warranty	• 1 year limited fixture warranty